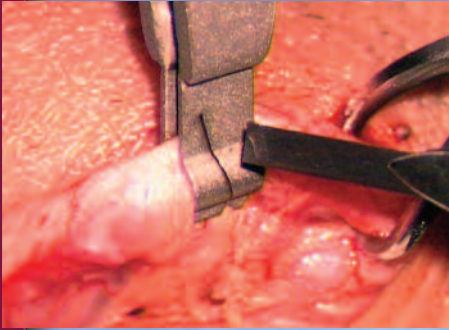
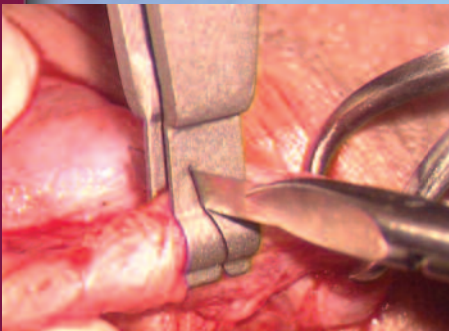


# ASSI® Marks Vas Cutting Forceps



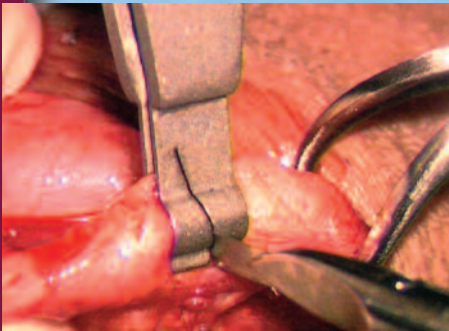
Positioning of Forceps



Pre-transection of Vas



Mid-transection of Vas



Completion of Vas Transection



ASSI.NHF3.15



ASSI.NHF2.5.15



ASSI.NHF2.15

Taking advantage of proven vascular surgery techniques, the 15° angle of the Marks Vas Cutting Forceps provides larger luminal area. This allows for easier anastomosis and improves opportunity for patency. Even if inflammation and/or scarring are present at the anastomotic site, the larger area provides greater chances for successful reversals.



Designed by:  
Sheldon H. F. Marks, M.D.  
International Center for Vasectomy Reversal  
Associate Clinical Professor of Urology  
University of Arizona College of Medicine

**assi®**   
ACCURATE SURGICAL & SCIENTIFIC INSTRUMENTS®  
*For diamond perfect performance®*

accurate surgical & scientific instruments corporation

300 Shames Drive, Westbury, NY 11590

800.645.3569 516.333.2570 fax: 516.997.4948 west coast: 800.255.9378

Info: [assi@accuratesurgical.com](mailto:assi@accuratesurgical.com) • Orders: [orders@accuratesurgical.com](mailto:orders@accuratesurgical.com) • [www.accuratesurgical.com](http://www.accuratesurgical.com)